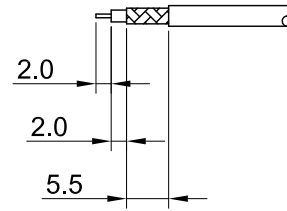
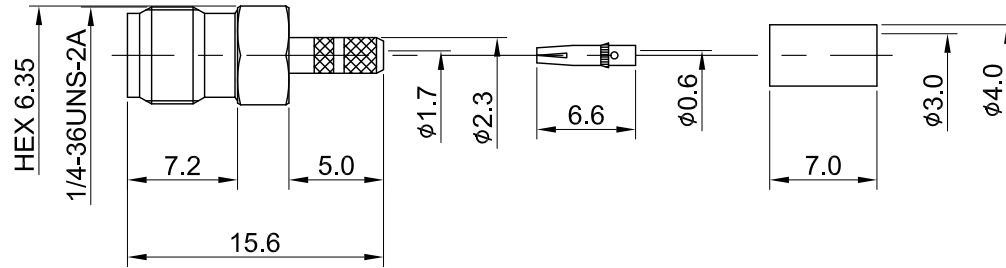


REV	DESCRIPTION	DATE
1.20	NEW DRAWING FRAME	2023/07/13
1.21	CORRECT INSULATION RESISTANCE UNIT	2024/01/02





RECOMMENDED STRIP LENGTHS



MECHANICAL DATA
 DURABILITY : 500 CYCLES
 TEMPERATURE RANGE : -65°C ~ + 165°C

ELECTRICAL DATA
 FREQUENCY RANGE: DC~6GHz
 IMPEDANCE : 50Ω
 VSWR : 1.3 MAX.
 WORKING VOLTAGE : AC 375V
 WITHSTANDING VOLTAGE : AC 750V
 INSULATION RESISTANCE : 5000 MΩ MIN

04	FERRULE	BRASS	NICKEL	1
03	CENTER PIN	Be.Cu	GOLD	1
02	INSULATOR	TEFLON	NONE	1
01	BODY	BRASS	NICKEL	1
NO	DESCRIPTION	MATERIAL	FINISH	Q'TY

TITLE SMA(F) st. FOR RG174(Ni)			
DWG NO. C02CA31174012			
CUST. P/N: N/A DWG NO: N/A		GENERAL TOLERANCES .X ±0.2 .XX ±0.2 .XXX ±0.2 ANGLES N/A	DRAWN BY: Kelly 2024/01/02 CHK'D BY: Maria 2024/01/02
SHEET 1 of 1	Unit: mm		REV. 1.21
		DA2312270009	