RoHS

Wellshow Technology

www.wellshow.com

REV	DESCRIPTION	DATE
1.10	CHG FERRULE DESIGN, 1.7/ϕ1.5 W. 2.6/ϕ1.4	2020/12/17
1.20	NEW DRAWING FRAME	2023/11/06

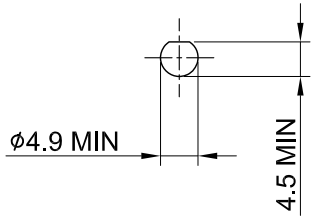

RECOMMENDED MOUNTING HOLE

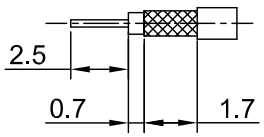

RECOMMENDED STRIP LENGTHS

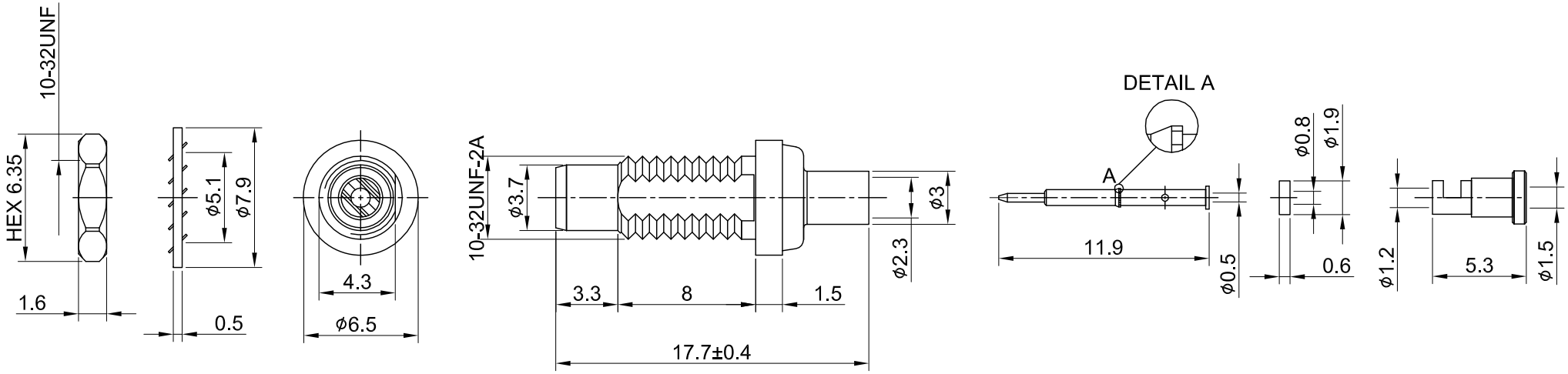

MECHANICAL DATA
TEMPERATURE RANGE : -65°C ~ + 165°C

ELECTRICAL DATA
FREQUENCY RANGE: DC~6GHz
IMPEDANCE : 50Ω
VSWR : 1.5 MAX.
WORKING VOLTAGE : AC 335V
WITHSTANDING VOLTAGE : AC 750V
INSULATION RESISTANCE : 1000 MΩ MIN

NO	DESCRIPTION	MATERIAL	FINISH	Q'TY
08	NUT	BRASS	GOLD	1
07	WASHER	BRASS	GOLD	1
06	FERRULE	BRASS	GOLD	1
05	INSULATOR GASKET	TEFLON	NONE	1
04	CENTER PIN	BRASS	GOLD	1
03	BODY B	BRASS	GOLD	1
02	INSULATOR	TEFLON	NONE	1
01	BODY A	BRASS	GOLD	1

TITLE
SMC(F) st. bh. crimp type for 1.32/1.32DS cable

DWG NO.
C14AB3F132006E

Wellshow

CUST.
P/N: N/A
DWG NO: N/A

SHEET 1 of 1 Unit: mm

GENERAL TOLERANCES
.X ±0.2
.XX ±0.2
.XXX ±0.2
ANGLES N/A

DRAWN BY: Kelly 2023/11/06
CHK'D BY: Eileen 2023/11/06

DA2311060011

REV. 1.20