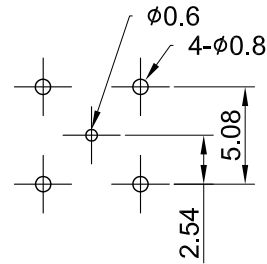
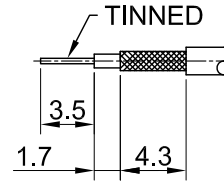


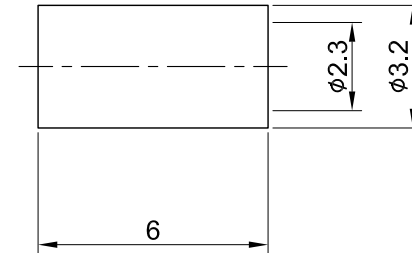
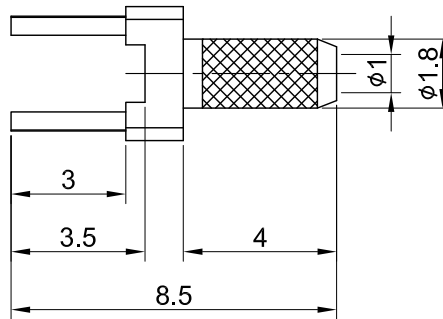
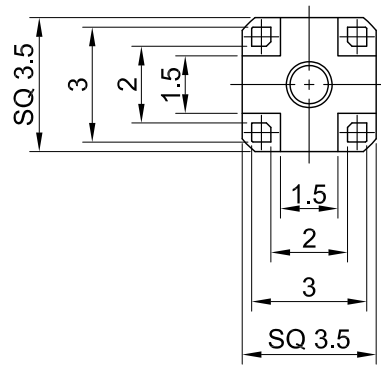
REV	DESCRIPTION	DATE
B	ADD RECOMMENDED STRIP LENGTHS	2009/12/21
1.10	NEW DRAWING FRAME	2024/05/13



RECOMMENDED PCB HOLE





RECOMMENDED STRIP LENGTHS



ELECTRICAL DATA  
 FREQUENCY RANGE: DC~6GHz  
 IMPEDANCE : 50Ω  
 WORKING VOLTAGE : AC 500V  
 WITHSTANDING VOLTAGE : AC 1000V  
 INSULATION RESISTANCE : 5000 MΩ MIN

NO	DESCRIPTION	MATERIAL	FINISH	Q'TY
02	FERRULE	BRASS	GOLD	1
01	BODY	BRASS	GOLD	1

TITLE Terminator PCB crimp for RG178			
DWG NO. C99AN3F07			
CUST. P/N: N/A DWG NO: N/A		GENERAL TOLERANCES .X ±0.2 .XX ±0.2 .XXX ±0.2 ANGLES N/A	DRAWN BY: Kelly 2024/05/13 CHK'D BY: Dora 2024/05/13
SHEET 1 of 1	Unit: mm		REV. 1.10
		DA2405130001	