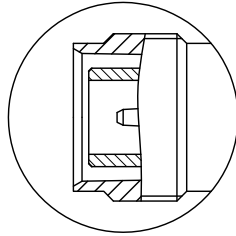
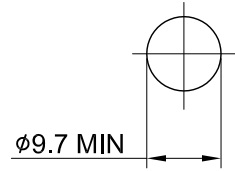


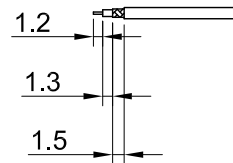
REV	DESCRIPTION	DATE
1.00	INITIAL DESIGN	2015/07/20
1.01	ADD Mounting Hole Tolerance	2015/07/23
1.10	NEW DRAWING FRAME	2025/03/13



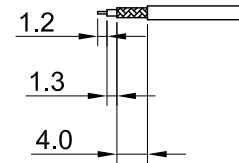
DETAIL A



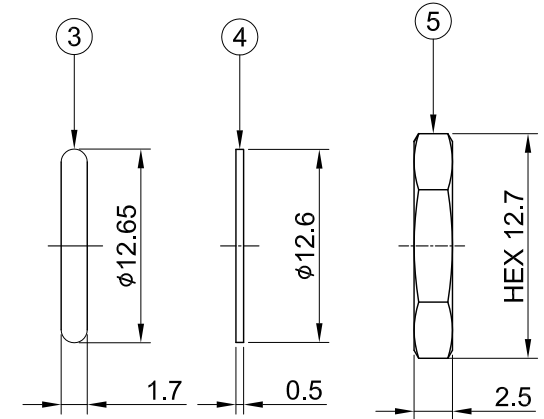
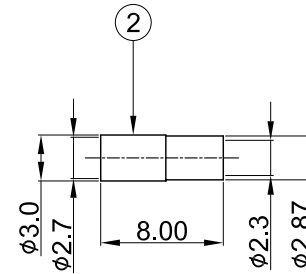
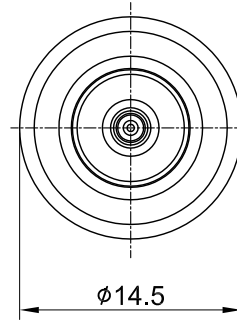
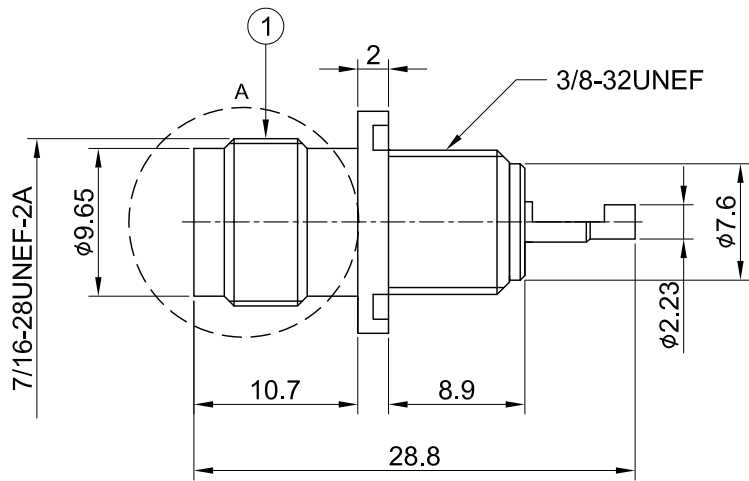
Rec. Mounting Hole
Not for Orientation



(0.81~1.48 CABLE)
RECOMMENDED
STRIP LENGTHS



(RG178 CABLE)
RECOMMENDED
STRIP LENGTHS



MECHANICAL DATA
TEMPERATURE RANGE : -65°C ~ + 165°C

ELECTRICAL DATA
FREQUENCY RANGE: DC~3GHz
IMPEDANCE : 50Ω
VSWR : 1.65 MAX.
WORKING VOLTAGE : AC 500V
WITHSTANDING VOLTAGE : AC 1000V
INSULATION RESISTANCE : 5000 MΩ MIN

05	NUT	BRASS	NICKEL	1
04	WASHER	P.BRONZE	NICKEL	1
03	O-ring	SILICONE	RED	1
02	FERRULE	BRASS	NICKEL	1
01	BARREL	BRASS	NICKEL	1
	PIN	BRASS	GOLD	1
	INSULATOR B	TEFLON	NONE	1
	GASKET	SILICONE	RED	1
	INSULATOR A	TEFLON	NONE	1
	BODY	BRASS	NICKEL	1
NO	DESCRIPTION	MATERIAL	FINISH	Q'TY

TITLE
RP TNC(F) st. bh. front mount with Oring for 0.81~RG178 (5PSI)

DWG NO.
C26CUWS178023T

CUST.
P/N: N/A
DWG NO: N/A

SHEET 1 of 1 Unit: mm



GENERAL TOLERANCES	DRAWN BY: Oscar	2025/03/13
.X ±0.2	CHK'D BY: Eileen	2025/03/13
.XX ±0.2		
.XXX ±0.2		
ANGLES ±3°		
	REV.	1.10
	DA2503130005	